



FOIL FISH PUPPETS

# Tools

❖ 2 Printable Fish Templates

❖ Thick String or Pipe Cleaners

❖ Scissors

❖ Silver Foil

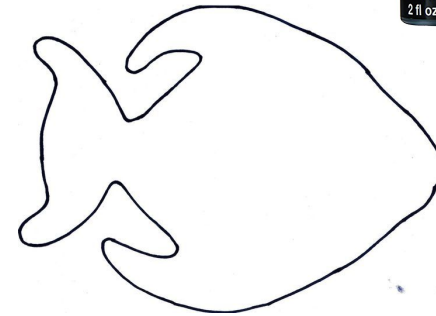
❖ Glue

❖ Colorful Paint

❖ Paintbrushes

❖ Jumbo Popsicle Stick

❖ Sticky Tape






# Step 1:


Pick the type of fish you want to print out and make a puppet of.

Below are links to 3 different fish templates you can print. You can also Google and pick your own fish template! You need to print out 2 copies of the same fish template to make this fish puppet!

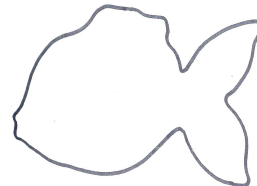
<http://clipart-library.com/clipart/qcBoex7bi.htm>



<http://clipart-library.com/clipart/yckK89ARi.htm>



<http://clipart-library.com/clipart/riLoypygT.htm>



# Step 2:

After cutting out 2 of the same fish shape, put the shape onto 2 pieces of silver foil.

Cut out the fish shape from the silver foil, leaving about 2-3 inches of extra space so that it can be folded over the paper.



# Step 3:

Cut out pieces of thick string or plastic straws. These are going to be your fins and scales.

Glue these pieces onto both of the fish shapes.

Make sure to roll one up and glue it on for the eyes!



# Step 4:

Once the strings are totally dried, take your fish shaped silver foil and match it up to the fish.

Covering the side of the fish with the strings, gently fold the foil over the fish shape. Do this for both fish!

When you flip it over, the entire fish should now be silver colored from the silver foil.





# Step 5:

Gently push into the silver foil and feel for the string underneath.

Push down and around the string so that way the fins, scales, and eyes "show" through the silver foil.

You don't want to tear the silver foil! Just go gently so the strings make bumps under the silver foil and you can make out the shape of the fins, scales, and eyes. Do this for both fish!



# Step 6:

Paint both fish whatever colors your want. Make sure to color the bump of the eye a different color so your fish can see.

Let both fish dry completely.

Once it's dry, glue a jumbo popsicle stick onto the back of one of the fish. Line the other fish up with it and glue the two fish together.





**Let's see your masterpiece! 😊**

