

ABE

KINDNESS CLOUDS

Inspirational

Creative

Funny

Thoughtful

Intelligent


Strong

Tools

Scissors



Glue Stick




Black Sharpie



2 Pieces of Cardstock



Construction Paper



Blue Paint



Silver Glitter



Step 1:

Taking one piece of white cardstock – or a white canvas - paint the entire thing one shade of blue.

This is going to be the sky your cloud rainbow is going to be floating in.

When you're done painting, put this on the side to dry completely. You want to make sure it's dry before you glue the cloud on later.




Step 2:

On the second sheet of white cardstock, draw the shape of a cloud.

Cut it out so you just have the cloud shape and not the extra paper.

You can also print out a cloud shape and cut it out.

Think about who you want to give this kindness cloud to. Write that person's name in big on the cloud.




Step 3:

Take the construction paper and pull out a red, orange, yellow, green, blue and purple piece of paper.

Cut out one long strip from each color so you have 6 strips of colorful paper.

Measure the paper on your cardstock and make sure it's not too long. It will go under the cloud and shouldn't fall off the page. Cut it to fit.

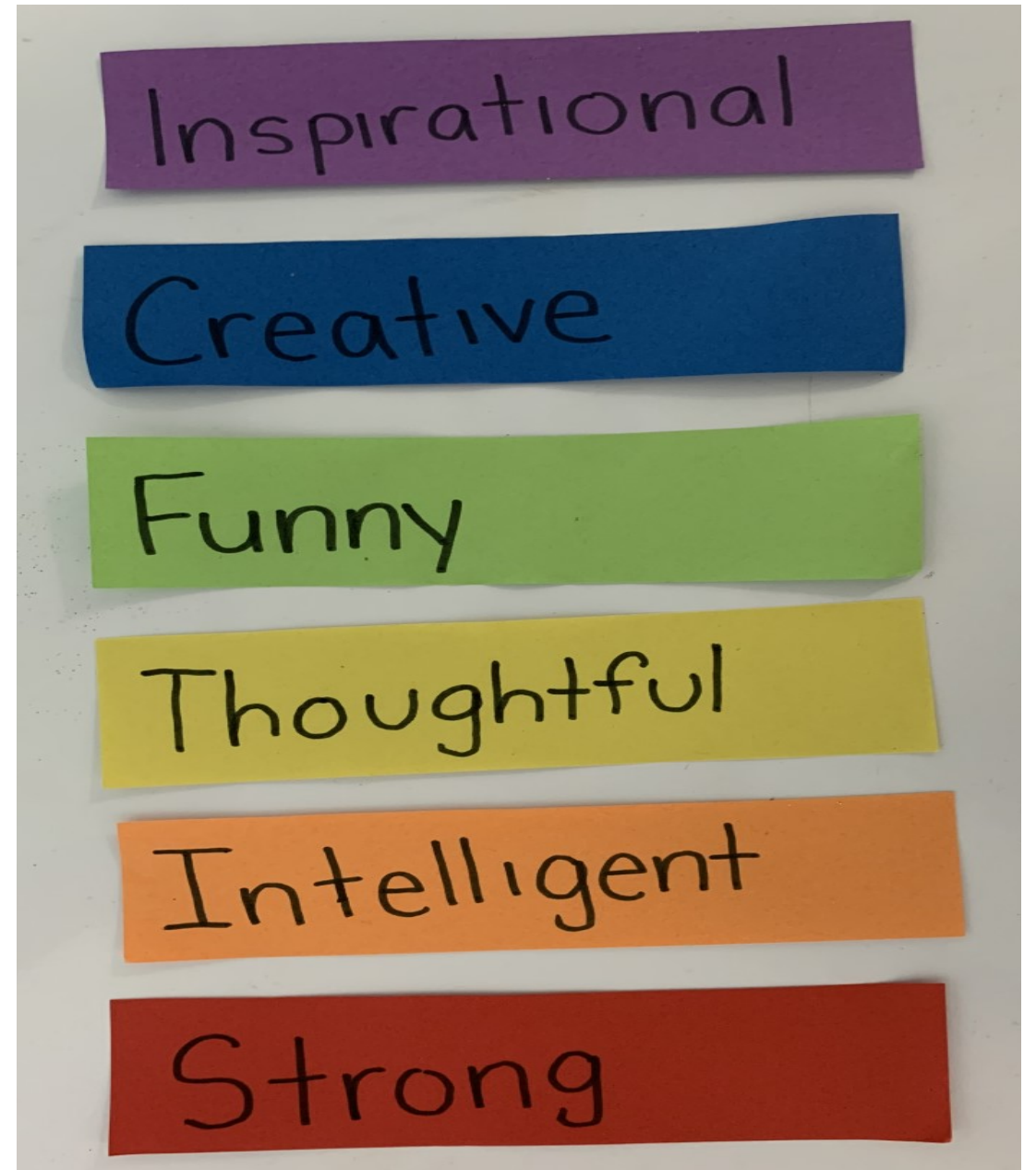


Step 4:

Thinking about the person who you are giving this kindness cloud to – the person who’s name you wrote on the cloud – think about all the good things about them.

On each of the 6 strips of colorful paper, write down one thing nice about them.

For example: Silly, Smart, Creative, Caring, Imaginative and Kind.



Step 5:

Place your cloud on the painted and dried blue paper.

Put the colorful strips in rainbow order under the cloud and figure out how you want to glue it.

Once you know, carefully glue down the strips one at a time, leaving some space between them. Don't glue the cloud down yet!




Step 6:

Using the glue stick, put some glue around the edges of your cloud.

Shake on some silver glitter and make sure it covers all of the glue. Shake off the extra glitter.

Allow this dry and then glue the cloud on top of the rainbow strips. Let that dry before you give your kindness cloud to the person you made it for.



Let's see your masterpiece! 😊

